

ELITECX

the carbon fibre sculpted seat basketball wheelchair



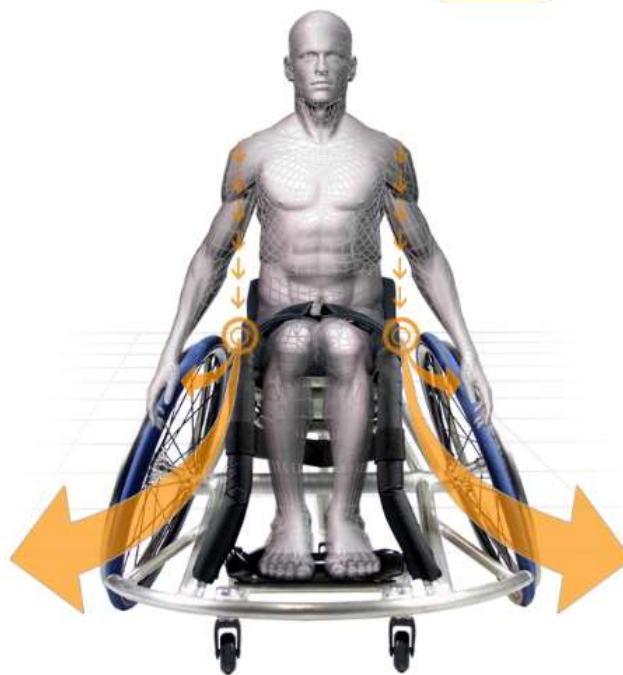
Truly merge your mind, body and wheelchair with this superior CX seating option

What could possibly make the Elite better? A seat that blends your body and chair to become one entity; this fusion allows for a super responsive connection that still remains unparalleled. Bonded together, the wheelchair and player have maximised efficiency and optimised performance; control of the chair becomes pure instinct over direct propulsion. You'll fail to find a snugger fit than your brand new Elite CX.

Unrivalled performance

Only the best materials are used in your Elite CX. Aluminium is famous for its strength, durability and is synonymous with lightness. Carbon fibre is notoriously light, but also has a high tensile strength, too. The utmost best performance of your chair is ensured by only using elements produced by market leaders, alongside a staggering 19 quality checks throughout the build, from measure to handover.

- Optimised biomechanics for maximum power and efficiency
- Carbon fibre seating technology for improved agility and responsiveness
- Seating position to suit your game
- Perfect toe in toe out for minimum drag
- Bones Reds high precision castor bearings as standard to maximise energy
- Low friction castor wheel with less dirt pick up
- Kenda Kaliente tyres as standard for ultimate court performance



Technical specifications

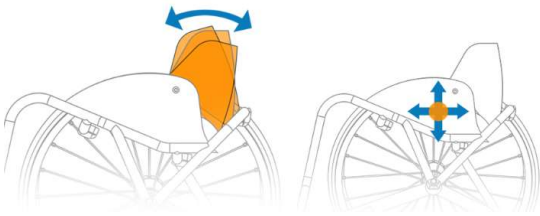
The most important feature of the Elite CX is the use of carbon in the seat. Carbon fibre has a high tensile strength with an incredibly low weight. By creating a seat from this, we are able to curve the design to shape completely around the contours of your body, ensuring a maximum connection that results in any upper body movements to be transferring to the chair itself. This evening out of the energy distribution makes the chair more comfortable and improves responsiveness and performance.

- Made to measure
- Recommended for 2 to 4.5 players
- Experienced or Professional players
- Carbon fibre seating system
- Aluminium 7020 frame
- Product weight from 9.2Kg
- Max user weight 125kg



Strength

- Aerospace grade aluminium as standard
- 100% high grade carbon fibre used in seating system
- Tried and tested rigid chassis design since 2011
- Reinforced "impact areas" to prevent game and travel damage, such as backrest and anti-tip
- Heavy duty frame design available



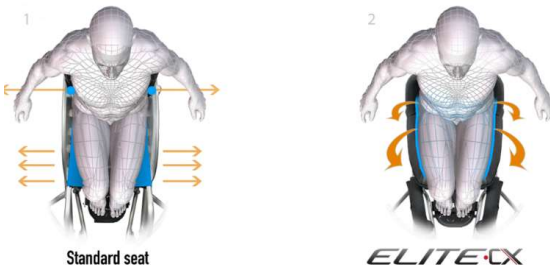
Ergonomics

- Unique carbon fibre backrest and seat shaped to your requirements
- Ergonomic seat for pelvic positioning and optimum balance
- Taper seat design for super responsiveness
- Seat mounts via clamp to frame, allowing for adjustment and easy removal for transportation
- Seat base is easily adjustable 10mm in all directions
- Backrest on an adjustable pivot +/- 5-10 degrees



Strapping

- Range of Ratchet and Velcro strapping to connect you securely to the frame
- Pelvic-loc strapping
- Calf strap and toe strap supplied as standard
- Waist strap available for additional support
- Adjustable tension straps for better support and positioning



Carbon Fibre Technology

- Curved design shaped around the contours of your body ensures a maximum connection
- Evening out energy distribution makes the chair more comfortable, and improves responsiveness and performance
- A better connection to your seat allows any upper body movement to transfer to the chair



Frame Options

- Fixed or adjustable axle position
- Fixed or adjustable footrest position
- Single or double anti-tip
- Fixed or removable anti-tip
- Range of front wing designs



Personalise

- Choose from polished, brushed, raw or painted
- Choose an accent colour to suit your style
- Add your team logo on the backrest